

REPORT REVIEW

Tokyo Metropolitan Government Tokyo Green Bond Impact Report

Tokyo Green Bond Impact Report Tokyo Metropolitan
Government
18 December 2023

VERIFICATION PARAMETERS

Type(s) of reporting

- Green Bonds Allocation and Impact Report

Relevant standard(s)

- Harmonized Framework for Impact Reporting (HFIR) as administered by the ICMA (as of June 2023) Green Bond Principles as administered by the ICMA (as of June 2021)

Scope of verification

- Tokyo Metropolitan Government's Green Bonds Framework (as of March, 2022)
- Tokyo Metropolitan Government's Tokyo Green Bond Impact Report (as of October 2, 2023)
- Bond(s) identification:
 - A 5-year green bond was issued on October 2022 with 15 billion Japanese Yen (JPY) (Series name: Tokyo Metropolitan Government Public

Bond (Tokyo Green Bond (5 yr) #6, ISIN code: JP2130002NA6).

- A 30-year green bond was issued on October 2022 with JPY 15 billion (Series name: Tokyo Metropolitan Government Public Bond (Tokyo Green Bond (30 yr) #6, ISIN code JP2130003NA4).
- A 5-year green bond was issued on December 2022 with 110 million Australian Dollar (AUD) (equivalent to JPY 10 billion) (Tokyo Metropolitan Government public international bond (Tokyo Green Bonds (international bonds)) #6, ISIN code XS2559491282).

Lifecycle

- Post-issuance verification

Validity

- As long as no material changes are undertaken by the Issuer to its Tokyo Green Bond Impact Report as of October 2, 2023.

CONTENTS

SCOPE OF WORK.....	4
ASSESSMENT SUMMARY.....	5
REPORT REVIEW ASSESSMENT.....	6
PART I: ALIGNMENT WITH COMMITMENTS SET FORTH IN THE GREEN BONDS FRAMEWORK	6
PART II: ASSESSMENT AGAINST THE ICMA HARMONISED FRAMEWORK FOR IMPACT REPORTING.....	8
PART III: DISCLOSURE OF PROCEEDS ALLOCATION AND SOUNDNESS OF THE IMPACT REPORTING INDICATORS.....	13
ANNEX 1: Methodology	20
ANNEX 2: Quality management processes	21
About this Report Review	22

SCOPE OF WORK

Tokyo Metropolitan Government (“the Issuer” or “TMG”) commissioned ISS-Corporate to provide an External Review¹ on its Tokyo Green Bond Impact Report by assessing:

1. The alignment of the TMG’s Tokyo Green Bond Impact Report with the commitments set forth in TMG Green Bonds Framework (as of March 2022)².
2. TMG's Tokyo Green Bond Impact Report - benchmarked against Harmonised Framework for Impact Reporting (HFIR), updated June 2023, as administered by International Capital Market Association (ICMA)
3. The disclosure of proceeds allocation and soundness of reporting indicators – whether the impact metrics align with best market practices and are relevant to the Green Bonds issued.

¹ A limited or reasonable assurance is not provided on the information presented in TMG Tokyo Green Bond Impact Report. A review of the use of proceeds’ allocation and impact reporting is solely conducted against ICMA’s Green Bond Principles core principles and recommendations where applicable, and the criteria outlined in the underlying Framework. The assessment is solely based on the information provided in the allocation and impact reporting. The Issuer [or Tokyo Metropolitan Government] is responsible for the preparation of the report including the application of methods and internal control procedures designed to ensure that the subject matter information is free from material misstatement.

² The Framework was assessed as aligned with the Green Bond Principles as of September 2, 2022.

ASSESSMENT SUMMARY

REVIEW SECTION	SUMMARY	EVALUATION
<p>Part 1.</p> <p>Alignment with the Issuer's commitments set forth in the Framework</p>	<p>The TMG's Tokyo Green Bond Impact Report meets the Issuer's commitments set forth in the Green Bonds Framework. The proceeds have been used to finance Smart Energy & Urban Development, Natural Environment Conservation, Improvement of Living Environment and Adaptation for Climate Change in accordance with the eligibility criteria defined in the Framework.</p>	Aligned
<p>Part 2.</p> <p>Alignment with the Harmonized Framework for Impact Reporting</p>	<p>The Tokyo Green Bond Impact Report is in line with ICMA's Harmonized Framework for Impact Reporting. The Issuer follows core principles and where applicable key recommendations.</p> <p>This is the first impact report for TMG's Tokyo Green Bond Series 6 from issuances. The report is available on TMG's website. The Bonds were issued in October and December 2022 following the Framework publication in March 2022. Proceeds have been fully allocated to Green Projects, in line with the eligibility criteria set forth in the underlying Framework. The Issuer discloses the share of allocated proceeds transparently.</p>	Aligned
<p>Part 3.a</p> <p>Disclosure of proceeds allocation and soundness of reporting indicators</p>	<p>The allocation of the bond's proceeds has been disclosed, with a detailed breakdown across different eligible project categories as proposed in the Framework³.</p> <p>The TMG's Tokyo Green Bond Impact Report has adopted an appropriate methodology to report the impact generated by providing comprehensive disclosure on data sourcing, calculations methodologies and granularity reflecting best market practices.</p>	Positive

³ The assessment is based on the information provided in the Issuer's report. The Issuer is responsible for the preparation of the report including the application of methods and procedures designed to ensure that the subject matter information is free from material misstatement.



REPORT REVIEW ASSESSMENT

PART I: ALIGNMENT WITH COMMITMENTS SET FORTH IN THE GREEN BONDS FRAMEWORK ⁴

The following table evaluates the Tokyo Green Bond Impact Report against the commitments set forth in TMG's Framework, which are based on the core requirements of the Green Bond Principles as well as best market practices.

GBP	OPINION	ALIGNMENT WITH COMMITMENT
<p>1. Use of Proceeds</p>	<p>TMG confirms to follow the Use of Proceeds' description provided by TMG's Green Bonds Framework. The report is in line with the initial commitments set in the TMG's Green Bonds Framework: Smart Energy & Urban Development, Natural Environment Conservation, Improvement of Living Environment and Adaptation for Climate Change.</p> <p>The Issuer's green categories align with the project categories and are in accordance with the eligibility criteria as proposed by the TMG's Green Bonds Framework. Environmental benefits on the project level are also described.</p> <p>The Issuer is transparent that JPY 40.086 billion of proceeds is fully allocated to the projects. About 40% of the total proceeds were allocated to the category of "Smart Energy & Urban Development", and some 40% to the "Adaptation for Climate Change".</p>	<p>✓</p>
<p>2. Process for Project Evaluation and Selection</p>	<p>TMG confirms to follow the Process for Project Evaluation and Selection description provided by TMG's Green Bonds Framework. The report is in line with the initial commitments set in the TMG's Green Bonds Framework: Involving different government departments and their contributions in the process of project evaluation and selection.</p>	<p>✓</p>

⁴ The TMG Green Bonds Framework was assessed as aligned with the GBP as of September 2, 2022.

	<p>The projects selected are defined and structured in a congruous manner. The Issuer ensures compliance with the Eligibility Criteria. ESG risks associated with the project categories are identified and managed through an appropriate process.</p>	
<p>3. Management of Proceeds</p>	<p>TMG confirms to follow the Process for Management of Proceeds description provided by TMG's Green Bonds Framework.</p> <p>The proceeds collected are equal to 100% of the amount allocated to eligible projects, with no exceptions. The proceeds are tracked in an appropriate manner and are attested by the Audit and Inspection Commissioners in September 2023.</p>	
<p>4. Reporting</p>	<p>The TMG Impact Report is coherent with the Reporting description provided by TMG's Green Bonds Framework. The report is in line with the initial commitments set in the TMG's Green Bonds Framework: If Tokyo Green bond funds are to be appropriated to a single project over multiple years, it must be stated, and the report is available on TMG website to investors.</p> <p>The provided information in the Tokyo Green Bond Impact Report complies with the pre-issuance commitment expressed in the framework. TMG discloses the result of the appropriation, including the project names with the amount of proceeds allocated (in terms of millions of JPY), the environmental category according to the Tokyo Green Bond classification, and the environmental impact result achieved or estimated.</p> <p><i>Further analysis of this section is available in Part III of this report.</i></p>	
<p>5. Verification</p>	<p>ISS-Corporate provided a Second Party Opinion (SPO) on TMG's Green Bonds Framework in September 2022.</p>	

PART II: ASSESSMENT AGAINST THE ICMA HARMONISED FRAMEWORK FOR IMPACT REPORTING

Reporting is a core component of the GBP and transparency is of particular value in communicating the expected and/or achieved impact of projects in the form of annual reporting. Green bond Issuers are required to report on both the use of green bond proceeds, as well as the environmental impacts at least on an annual basis until full allocation or maturity of the bond. Harmonized Framework for Impact Reporting has been chosen as a benchmark for this analysis as it represents the most widely adopted standard.

The table below evaluates TMG Tokyo Green Bond Impact Report against ICMA Harmonized Framework for Impact Reporting.

CORE PRINCIPLES		
ICMA HFIR	TOKYO GREEN BOND IMPACT REPORT	ASSESSMENT
Reporting on an annual basis	TMG has reported on the first fiscal year after issuance (The Tokyo Green Bonds Series 6) and all the proceeds (JPY 40.086 billion) have been fully allocated. The report is available on TMG's website.	✓
Illustrating the environmental impacts or outcomes	<p>The assessment and measurement of the impacts generated by TMG Green Bonds covered the following areas:</p> <ul style="list-style-type: none"> a. Expected annual capacity of installed photovoltaic facilities (kWh) b. Expanded green area (m2) c. Reduce energy consumption (kWh) d. Number of charging facilities constructed e. Reduction rate of the emission of regulated substances for charging stations (CO2 and NOX) f. Reduction rate of the emission of regulated substances for replacing existing vehicles with zero-emission vehicles (CO2, NOX and HC) g. Reduce GHG emissions (t-CO2/year) h. Develop and extend the length of cycling routes (km) 	✓

	<ul style="list-style-type: none"> i. Develop and extend the area of parks and water sides (m²/ha) j. Develop and extend the length of heat insulation and water absorption (km) k. Reduction rate of the emission of regulated substances (NO_x and PM) l. Capacity of storage facility for sewerage system (m³) m. Avoidance rate from drainage system flooding caused by 50 mm/h rain n. Completion of river development in percentage o. Capacity of regulating reservoir (m³) p. Develop and extend the length of the tide embankment (km) q. Expand development scale and number of facilities including Tide embankment in km, number of water gates, number of drainage pump stations and coastal conservation facilities. 	
<p>ESG Risk Management</p>	<p>To identify and manage the ESG risks of eligible projects, TMG has developed criteria for the evaluation and selection of projects. These criteria encompass all relevant local laws, regulations, guidelines, and policies related to ESG, such as fair procurement procedures, finance acts, green purchasing promotion policies, and the status of environmental impact assessments, during the project evaluation and selection processes.</p>	<p>✓</p>
<p>Allocation of proceeds - Transparency on the currency</p>	<p>All green bond-related cash flows are reported in one currency, JPY, both when allocating the green bond proceeds and when reporting on the projects. This is despite the green bonds being issued in two currencies, JPY and AUD. The Issuer also provides the exchange amount in JPY after computing the exchange rate between JPY and AUD for transparency.</p>	<p>✓</p>

RECOMMENDATIONS		
ICMA HFIR	TOKYO GREEN BOND IMPACT REPORT	ASSESSMENT
Define and disclose period and process for Project Evaluation and Selection	<p>The report covers Proceeds from The Tokyo Green Bonds Series 6 which all issued in FY2022, and all proceeds have been fully allocated to green projects.</p> <p>The Issuer followed a transparent process for the selection and evaluation of Eligible Green Projects. Projects financed and/or refinanced through the green bonds issued under Green Bond Framework were evaluated and selected based on compliance with the Eligibility Criteria laid out in the Framework.</p>	✓
Disclose total amount of proceeds allocated to eligible disbursements	<p>A total of JPY 40,086 million has been raised through the Issuer's 3 green bonds in its green bond series 6 (with the redemption date of Friday, September 17, 2027, Friday, September 20, 2052, and Monday, December 20, 2027). 100% of the proceeds have been allocated to green assets.</p>	✓
Formal internal process for the allocation of proceeds and to report on the allocation of proceeds	<p>The Bureau of Finance manages Tokyo Green Bonds funds, ensuring they are used appropriately, and reports their allocation status using specified methods. After issuance, the funds are categorized according to TMG's budget rules. At the end of each fiscal year, financial records for Tokyo Green Bonds projects are compiled and submitted to Tokyo Metropolitan Audit and Inspection Commissioners for inspection.</p>	✓
Report at project or portfolio level	<p>The Tokyo Green Bond Impact Report includes the total amount of proceeds allocated per eligible project.</p>	✓
Describe the approach to impact reporting	<p>The Issuer identifies specific projects and clearly defines each project. They provide some projects with the total planned project environmental impact, as well as information about the total project size and the Issuer's share of total financing.</p>	✓

<p>Report the estimated lifetime results and/or project economic life (in years)</p>	<p>The Issuer has no plans to disclose the duration for new projects at this moment but, depending on future market trends will consider disclosing the duration information.</p>	<p>-</p>
<p>Ex-post verification of specific projects</p>	<p>The Issuer currently does not have ex-post verifications for its projects.</p>	<p>-</p>
<p>Report on at least a limited number of sector specific core indicators</p>	<p>The Issuer reports on sector-specific core indicators and other sustainability indicators as outlined in the underlying Framework which is in line with the proposed indicators by ICMA.</p>	<p>✓</p>
<p>If there is no single commonly-used standard, Issuers may follow and disclose their own calculation methodologies</p>	<p>The Issuer disclosed the calculation methodologies for the impact indicators in the framework to the public which include:</p> <p>Public disclosed calculation methodologies included:</p> <p>Calculate power generated by new renewable energy facilities from the average annual solar radiation, loss factor, system capacity and factor, system capacity, and number of annual generation days</p> <p>Calculation: Average annual solar radiation per day of the installed surface location × loss factor × system capacity × number of annual generation days.</p> <p>Calculate by comparing the energy consumption of conventional lights and LEDs.</p> <p>Calculation: Number of LED lights × reduction of energy consumption per LED light (kW) × hours used in one year.</p> <p>Calculate by comparing the emission control regulatory caps of the previous vehicle (long term) and the new vehicle.</p> <p>Length of cycling routes and areas, Length of heat island countermeasures, length of tsunami</p>	<p>✓</p>

	protection facilities, development of parks, greening along water sides, development of medium and small size rivers and development of Tokyo port facilities and islands coastal protection facilities by actual measurements.	
Disclosure on the conversion approach (if applicable)	The Issuer elects to convert units reported for individual projects based on a standard conversion factor.	✓
Projects with partial eligibility	All financed projects are fully eligible.	-
When the expected impacts of different project components may not be reported separately, Issuers may use (and disclose) the attribution approach	The impact of TMG's projects is reported separately per project and category on an aggregated basis.	✓

OPINION

TMG follows Harmonized Framework for Impact Reporting's core principles and key recommendations. The Issuer provides transparency on the level of expected reporting as well as on the frequency, scope and duration, aligned with best practices.

PART III: DISCLOSURE OF PROCEEDS ALLOCATION AND SOUNDNESS OF THE IMPACT REPORTING INDICATORS

Use of Proceeds Allocation

Use of Proceeds allocation reporting is key to put the impacts into perspective with the number of investments allocated to the respective Use of Proceeds' projects.

The Use of Proceeds allocation reporting occurred within the fiscal year from the issuance (October 2022 and December 2022).

Proceeds allocated to eligible projects/assets

The proceeds' allocation is broken down at the project category level, by type of project. The Issuer has provided details about the type of projects included in the portfolio.

The allocation report section of the Tokyo Green Bond Impact Report of TMG aligns with best-market practices by providing information on:

- The number of projects (re-)financed
- The total amount of proceeds in millions of JPY
- Breakdown of the allocated amount per project type
- Case studies of eligible projects (Smart Energy & Urban Development and Adaptation to Climate Change)

Impact Reporting Indicators

The table below presents an independent assessment of the Issuer’s report and disclosure on the output, outcome, and/or impact of projects/assets using impact indicators.





ELEMENT	ASSESSMENT
<p>Relevance</p>	<p>The impact indicator chosen by the Issuer for this bond is the following:</p> <p>Smart Energy & Urban Development</p> <ul style="list-style-type: none"> a) Expected annual capacity of installed photovoltaic facilities b) Reduce energy consumption c) Number of charging facilities constructed d) Reduction of the emission of regulated substances e) Reduce GHG emissions f) Develop and extend length cycling routes <p>Natural Environment Conservation</p> <ul style="list-style-type: none"> a) Expansion of green area b) Expand developed greening/ parks area <p>Improvement of Living Environment</p> <ul style="list-style-type: none"> a) Develop and extend length of heat insulation and water absorption b) Reduction of the emission of regulated substances c) Capacity of storage for sewerage system <p>Adaptation for Climate Change</p> <ul style="list-style-type: none"> a) Avoidance rate from drainage system flooding caused by 50mm/h rain b) Completion of river development with countermeasures c) Capacity of regulating reservoir d) Develop and extend length e) Expand development scale and number of facilities <p>These indicators are quantitative and material to the Use of Proceeds categories financed through this bond and broadly in line with the Suggested Impact Reporting metrics for the ICMA Harmonized Framework for Impact Report for Environmental and Social Bonds. Some indicators were designed by the Issuer to</p>




	capture the specificity of their projects. This aligns with best market practices.
Data sourcing and methodologies of quantitative assessment	The environmental impacts are based on the environmental yielded by the end of FY2022 or expected to be yielded. TMG has provided the calculation methodology for applicable indicators.
Baseline selection	Some of the reporting indicators have been benchmarked against a specific baseline. For instance, GHG emissions avoided, annual energy consumption reduced per lighting/LED and emission control regulatory caps of the previous vehicle (long term) and the new vehicle. For avoidance rate from drainage system flooding indicator, the Issuer calculates the percentage of the area of the 23 wards of Tokyo where water damage is prevented during heavy rainfall of 50mm/hour due to the provision of sewerage backbone facilities. Other impact indicators are actual measurements.
Scale and granularity	The impact data is presented at the Use of Proceed category level for the indicators.

High-level mapping of the impact indicators with the UN Sustainable Development Goals

Based on the project categories financed and refinanced by the bonds as disclosed in the Issuer’s Tokyo Green Bond Impact Report, the impact indicator(s) adopted by TMG for its Green Bond can be mapped to the following SDGs, according to the ICMA “A High -Level Mapping to the Sustainable Development Goals”⁵.

⁵ [ICMA’s Mapping-SDGs-to-Green-Social-and-Sustainability-Bonds](#)

IMPACT INDICATORS	SUSTAINABLE DEVELOPMENT GOALS
<p>Smart Energy & Urban Development</p> <ul style="list-style-type: none"> ▪ Rebuilding and repairment of facilities (Introduction of photovoltaic facilities) ▪ Installation of LED in facilities and roads ▪ Construction of charging facilities for zero-emission vehicles (ZEVs) ▪ Introduction of Zero-emission vehicles (ZEVs) ▪ Energy-efficient water supply facilities ▪ Energy/global warming actions in sewerage works ▪ Development of cycling routes and areas <ul style="list-style-type: none"> a) Expected annual capacity of installed photovoltaic facilities b) Reduce energy consumption c) Number of charging facilities constructed d) Reduction of the emission of regulated substances e) Reduce GHG emissions f) Develop and extend length of cycling routes 	 
<p>Natural Environment Conservation</p> <ul style="list-style-type: none"> ▪ Rebuilding and repairment of facilities (Green space development) ▪ Development of Tokyo Metropolitan parks ▪ Greening along water sides ▪ Marine park development <ul style="list-style-type: none"> a) Expansion of green area b) Expand developed areas 	
<p>Improvement of Living Environment</p> <p>Heat island countermeasures (heat insulation and water absorption)</p>	

<p>a) Develop and extend length of heat insulation and water absorption</p>	
<p>Improvement of Living Environment</p> <p>Installation of environment friendly metropolitan buses</p> <p>a) Reduction of the emission of regulated substances (NOx, PM)</p>	
<p>Improvement of Living Environment</p> <p>Improvement of centralized sewerage system</p> <p>a) Capacity of storage facility</p>	
<p>Adaptation for Climate Change</p> <ul style="list-style-type: none"> ▪ Countermeasures against floods ▪ Development of medium and small size rivers ▪ Development of tsunami protection facilities ▪ Development Tokyo port facilities and islands' coastal protection facilities <p>a) Avoidance rate from drainage system flooding caused by 50mm/h rain</p> <p>b) Completion of river development</p> <p>c) Capacity of regulating reservoir</p> <p>d) Develop and extend length</p> <p>e) Expand development scale and number of facilities</p>	

OPINION

The allocation of the bond's proceeds has been disclosed, with a detailed breakdown across different eligible project categories/asset categories as proposed in the Framework and the TMG's Tokyo Green Bonds Framework has adopted an appropriate methodology to report the impact generated by providing comprehensive disclosure on data sourcing, calculations methodologies and granularity reflecting best market practices. Besides, the impact indicators used align with best market practices using ICMA's recommended metrics in the HFIR.

DISCLAIMER

1. Validity of the Report Review ("Report Review"): As long as no material changes are undertaken by the Issuer to its Tokyo Green Bond Impact Report as of October 2, 2023.
2. ISS-Corporate, a wholly-owned subsidiary of Institutional Shareholder Services Inc. ("ISS"), sells, prepares, and issues External Reviews, on the basis of ISS-Corporate' proprietary methodology. In doing so, ISS-Corporate adheres to standardized procedures designed to ensure consistent quality.
3. External Reviews are based on data provided by the party to whom the External Review is provided ("Recipient"). ISS-Corporate does not warrant that the information presented in this External Review is complete, accurate or up to date. ISS-Corporate will not have any liability in connection with the use of these External Reviews, or any information provided therein.
4. Statements of opinion and value judgments given by ISS-Corporate are not investment recommendations and do not in any way constitute a recommendation for the purchase or sale of any financial instrument or asset. In particular, the External Review is not an assessment of the economic profitability and creditworthiness of a financial instrument, but refers exclusively to the social and environmental criteria mentioned above. Statements of opinion and other judgments given by ISS-Corporate are based on the information provided by the Recipient during the preparation of the External Review and may change in the future, depending on the development of market benchmarks, even if ISS-Corporate is requested by the Recipient to provide another External Review on the same scope of work.
5. This External Review, certain images, text, and graphics contained therein, and the layout and company logo of ISS-Corporate, are the property of ISS-Corporate (or its licensors) and are protected under copyright and trademark law. Any use of such ISS-Corporate property requires the express prior written consent of ISS-Corporate. The use shall be deemed to refer in particular to the copying or duplication of the External Review wholly or in part, the distribution of the External Review, either free of charge or against payment, or the exploitation of this External Review in any other conceivable manner.

The Recipient that commissioned this report may have purchased self-assessment tools and publications from ISS-Corporate or ISS-Corporate may have provided advisory or analytical services to the Recipient. If you are an institutional client of ISS, you may inquire about any Recipient's use of products and services from ISS-Corporate by emailing disclosure@issgovernance.com.

This report has not been submitted to, nor received approval from, the United States Securities and Exchange Commission or any other regulatory body. While ISS-Corporate exercised due care in compiling this report, it makes no warranty, express or implied, regarding the accuracy, completeness or usefulness of this information and assumes no liability with respect to the consequences of relying on this information for investment or other purposes. In particular, the research and scores provided are not intended to constitute an offer, solicitation or advice to buy or sell securities nor are they intended to solicit votes or proxies.

The parent company of Institutional Shareholder Services (“ISS”), ISS HoldCo Inc., has since February 2021 been principally owned by Deutsche Börse AG (“DB”) with the remainder owned by Genstar Capital (“Genstar”) and ISS management. In April 2023, DB announced its intention to combine ISS with Qontigo, another entity controlled by DB, with General Atlantic to become the sole minority shareholder of the combined entity. The combination is expected to be completed in the third quarter of 2023. In July 2023, the stakes of Genstar and ISS management in ISS HoldCo Inc. were acquired by DB. The non-interference and similar policies implemented by ISS related to Genstar are no longer applicable and disclosures regarding Genstar and ISS management’s ownership of ISS are withdrawn.

© 2023 | Institutional Shareholder Services Inc. and/or its affiliates

ANNEX 1: Methodology

Review of the post-issuance Reports

The ISS-Corporate Report Review provides an assessment of labelled transactions reporting against international standards using ISS-Corporate proprietary methodology. For more information, please visit: <https://www.issgovernance.com/file/publications/SPO-Report-Reviews.pdf>

High-level mapping to the SDG

The 17 Sustainable Development Goals (SDGs) were endorsed in September 2015 by the United Nations and provide a benchmark for key opportunities and challenges toward a more sustainable future. Using a proprietary method based on ICMA's Green, Social and Sustainability Bonds: A High-Level Mapping to the Sustainable Development Goals, the extent to which the Issuers reporting and project categories contribute to related SDGs is identified.

ANNEX 2: Quality management processes

ISSUER'S RESPONSIBILITY

Issuer's responsibility was to provide information and documentation on:

- TMG's Tokyo Green Bond Impact Report
- TMG Green Bonds Framework (as of March 2022)
- Proceeds Allocation
- Reporting Impact Indicators
- Methodologies, and assumptions for data gathering and calculation
- ESG Risk Management

ISS-CORPORATE'S VERIFICATION PROCESS

Since 2014, ISS Group, of which ISS-Corporate is part, has built up a reputation as a highly-reputed thought leader in the green and social bond market and has become one of the first CBI approved verifiers.

This independent Report Review has been conducted by following the ICMA Guidelines for Green, Social, Sustainability and Sustainability-Linked Bonds External Reviews, and its methodology, considering, when relevant, the ISAE 3000 (Revised), Assurance Engagements Other than Audits or Reviews of Historical Financial Information.

The engagement with TMG took place from August to December 2023

ISS-CORPORATE'S BUSINESS PRACTICES

ISS-CorporateS has conducted this verification in strict compliance with the ISS Group Code of Ethics, which lays out detailed requirements in integrity, transparency, professional competence and due care, professional behavior and objectivity for the ISS business and team members. It is designed to ensure that the verification is conducted independently and without any conflicts of interest with other parts of the ISS Group.

About this Report Review

Companies turn to ISS-Corporate for expertise in designing and managing governance, compensation, sustainability and cyber risk programs that align with company goals, reduce risk, and manage the needs of a diverse shareholder base by delivering best-in-class data, tools, and advisory services.

We assess alignment with external principles (e.g. the ICMA Green Bond Principles, Social Bond Principles and Sustainable Bond Guidelines), analyze the sustainability quality of the assets and review the sustainability performance of the Issuer themselves. Following these three steps, we draw up an independent Report Review so that investors are as well informed as possible about the quality of the bond/loan from a sustainability perspective.

Learn more: <https://www.isscorporatesolutions.com/solutions/esg-solutions/green-bond-services/>

For information on Report Review services, contact: SPOsales@isscorporatesolutions.com

Project team

Project lead

Adams Wong
Associate Vice President,
Team Lead,
Sustainable Finance Research

Project support

Masaki Kadowaki
Associate
Sustainable Finance Research

Project supervision

Marie-Bénédicte
Beaudoin
Associate Director
Head of Sustainable
Finance Research