

REPORT REVIEW

Dubai Islamic Bank

Sustainable Finance Report

Sustainable Finance Report Dubai Islamic Bank
8 January 2024

VERIFICATION PARAMETERS

Type(s) of reporting	<ul style="list-style-type: none">▪ Sustainable Finance Report
Relevant standard(s)	<ul style="list-style-type: none">▪ Harmonized Framework for Impact Reporting (HFIR), updated June 2023, as administered by the International Capital Market Association (ICMA)▪ Harmonized Framework for Impact Reporting for Social Bonds (HFIRSB), updated June 2022, as administered by the International Capital Market Association (ICMA)
Scope of verification	<ul style="list-style-type: none">▪ Dubai Islamic Bank's Sustainable Finance Report (as of December 28, 2023)▪ Dubai Islamic Bank's Sustainable Finance Framework (as of August 31, 2022)▪ Sukuk(s) identification: ISIN: ZN4974780 CORP – 5 year sukuk issued on November 22, 2022 (750 USD m) ISIN: ZM9734348 CORP - 5.5 year sukuk issued on February 9, 2023 (1000 USD m)
Lifecycle	<ul style="list-style-type: none">▪ Post-issuance verification
Validity	<ul style="list-style-type: none">▪ As long as no changes are undertaken by the Issuer to its Sustainable Finance Report as of December 28, 2023

CONTENTS

SCOPE OF WORK.....	3
ASSESSMENT SUMMARY.....	4
REPORT REVIEW ASSESSMENT.....	6
PART I: ALIGNMENT WITH COMMITMENTS SET FORTH IN THE SUSTAINABLE FINANCE FRAMEWORK	6
PART II: ASSESSMENT AGAINST ICMA'S HARMONISED FRAMEWORK FOR IMPACT REPORTING (HFIR) AND HARMONISED FRAMEWORK FOR IMPACT REPORTING FOR SOCIAL BONDS (HFIRSB).....	9
PART III: DISCLOSURE OF PROCEEDS ALLOCATION AND SOUNDNESS OF THE IMPACT REPORTING INDICATORS.....	18
ANNEX 1: Methodology	25
ANNEX 2: Quality management processes	26
About this Report Review	27

SCOPE OF WORK

Dubai Islamic Bank (“the Issuer” or “DIB”) commissioned ISS-Corporate to provide a Report Review¹ on its Sustainable Finance Report by assessing:

1. The alignment of DIB’s Sustainable Finance Report with the commitments set forth in DIB’s Sustainable Finance Framework (as of August 31, 2022).²
2. DIB’s Sustainable Finance Report - benchmarked against the Harmonized Framework for Impact Reporting (HFIR), updated June 2023, and the Harmonized Framework for Impact Reporting for Social Bonds (HFIRSB), updated June 2022, as administered by the International Capital Market Association (ICMA).
3. The disclosure of proceeds allocation and soundness of reporting indicators – whether the impact metrics align with best market practices and are relevant to the Sustainable Sukuk issued.

¹ A limited or reasonable assurance is not provided on the information presented in DIB Sustainable Finance Report. A review of the use of proceeds’ allocation and impact reporting is solely conducted against ICMA’s Standards (Green and Social Bond Principles) core principles and recommendations where applicable, and the criteria outlined in the underlying Framework. The assessment is solely based on the information provided in the allocation and impact reporting. The Issuer [or Dubai Islamic Bank] is responsible for the preparation of the report including the application of methods and internal control procedures designed to ensure that the subject matter information is free from material misstatement.

² The Framework was assessed as aligned with the Green Bond Principles, Social Bond Principles, Sustainability Bond Guidelines, Green Loan Principles, and Social Loan Principles as of September 1, 2022.

ASSESSMENT SUMMARY

REVIEW SECTION	SUMMARY	EVALUATION
<p>Part 1.</p> <p>Alignment with the Issuer's commitments set forth in the Framework</p>	<p>DIB's Sustainable Finance Report meets the Issuer's commitments set forth in the Sustainable Finance Framework. The proceeds have been used to (re)finance green categories: Renewable Energy, Energy Efficiency, Clean Transportation, Green Buildings, and social categories: Employment Generation, Affordable Housing, and Access to Essential Services, in accordance with the eligibility criteria defined in the Framework.</p>	<p>Aligned</p>
<p>Part 2.a</p> <p>Alignment with the Harmonized Framework for Impact Reporting (HFIR)</p>	<p>The Sustainable Finance Report is in line with ICMA's Harmonized Framework for Impact Reporting (HFIR). The Issuer follows core principles, with the exception of reporting the Use of Proceeds allocation for Sukuk (ISIN: ZN4974780 CORP) which occurred after one year and two months, and where applicable key recommendations.</p>	<p>Aligned except for reporting on an annual basis ³</p>
<p>Part 2.b</p> <p>Alignment with the Harmonized Framework for Impact Reporting for Social Bonds (HFIRSB)</p>	<p>The Sustainable Finance Report is in line with ICMA's Harmonized Framework for Impact Reporting for Social Bonds (HFIRSB). The Issuer follows core principles with exception of reporting the Use of Proceeds allocation for Sukuk (ISIN: ZN4974780 CORP) which occurred after one year and two months, and where applicable key recommendations.</p> <p>The Issuer disclosed the amount of proceeds allocated, the target population, output indicators and social impact⁴ in line with the recommendations of the HFIRSB.</p>	<p>Aligned except for reporting on an annual basis ⁵</p>

³ The Issuer has reported 14 months after issuing the Sukuk (ISIN: ZN4974780 CORP).

⁴ With the exception of the social impact linked with Access to Essential Services category, since according to the issuer the number of firefighting equipment produced were unable to be ascertained due to data limitations and lack of accuracy of production numbers.

⁵ The Issuer has reported 14 months after issuing the Sukuk (ISIN: ZN4974780 CORP).

Part 3**Disclosure of proceeds allocation and soundness of reporting indicators**

The allocation of the sukuku's proceeds has been disclosed, with a detailed breakdown across different eligible project categories at portfolio level as proposed in the Framework⁶.

DIB's Sustainable Finance Report has adopted an appropriate methodology to report the impact generated by providing comprehensive disclosure on data sourcing, calculations methodologies and granularity reflecting best market practices. Besides, the impact indicators used align with best market practices using ICMA's recommended metrics, either in the HFIR or the HFIRSB. Disclosure of impacts linked with the Access to Essential Services project category were not provided by the issuer due to data limitations and lack of accuracy of production numbers.

Positive

⁶ The assessment is based on the information provided in the Issuer's report. The Issuer is responsible for the preparation of the report including the application of methods and procedures designed to ensure that the subject matter information is free from material misstatement.

REPORT REVIEW ASSESSMENT

PART I: ALIGNMENT WITH COMMITMENTS SET FORTH IN THE SUSTAINABLE FINANCE FRAMEWORK⁷

The following table evaluates the Sustainable Finance Report against the commitments set forth in DIB’s Framework, which are based on the core requirements of the Green Bond Principles, Social Bond Principles, Sustainability Bond Guidelines, Green Loan Principles, and Social Loan Principles as well as best market practices.

GBP, SBP, SBG, GLP AND SLP	OPINION	ALIGNMENT WITH COMMITMENT
<p>1. Use of Proceeds</p>	<p>DIB confirms to follow the Use of Proceeds’ description provided by DIB’s Sustainable Finance Framework. The report is in line with the initial commitments set in DIB’s Sustainable Finance Framework.</p> <p>The Issuer’s green and social categories align with the project categories and are in accordance with the eligibility criteria set in DIB’s Sustainable Finance Framework. The proceeds have been used to (re)finance the following green categories: Renewable Energy, Energy Efficiency, Clean Transportation, Green Buildings, and social categories: Employment Generation, Affordable Housing, and Access to Essential Services. Environmental and social benefits at the category level are described.</p> <p>DIB has issued two Sustainability Sukuks with net proceeds equal to United States Dollar (USD m) 750 and 1000 (USD m) as of November 22, 2022 and February 9, 2023 respectively. The proceeds issued are 100% allocated. The sukuk issuance represents</p>	<p style="text-align: center;">✓</p>

⁷ The DIB Sustainable Finance Framework was assessed as aligned with the GBP, SBP, SBG, GLP, and SLP (as of June 2021) as of September 1, 2022.

	<p>87% of DIB’s eligible Green and Social Asset Portfolio value.⁸</p> <p>The Issuer respects the defined look-back period of a maximum of 3 years for refinanced projects. Furthermore, the Issuer confirms that the exclusion criteria defined in the framework has been respected.</p>	
<p>2. Process for Project Evaluation and Selection</p>	<p>DIB confirms to follow the Process for Project Evaluation and Selection description provided by DIB’s Sustainable Finance Framework. The report is in line with the initial commitments set in DIB’s Sustainable Finance Framework.</p> <p>The projects selected are defined and structured in a congruous manner. The Issuer ensures compliance with the Eligibility Criteria. ESG risks associated with the project categories are identified and managed through an appropriate process.</p> <p>The Issuer involves various stakeholders in the process of project evaluation and selection as defined in the framework.</p>	<p>✓</p>
<p>3. Management of Proceeds</p>	<p>DIB confirms to follow the Process for Management of Proceeds description provided by DIB’s Sustainable Finance Framework. The report is in line with the initial commitments set in DIB’s Sustainable Finance Framework.</p> <p>The proceeds collected are equal to 100% of the amount allocated to eligible projects, with no exceptions. The proceeds are tracked in an appropriate manner and attested in a formal internal process.</p> <p>The Issuer respects the 2 years expected allocation period as defined in the framework.</p>	<p>✓</p>
<p>4. Reporting</p>	<p>The DIB Impact Report is coherent with the Reporting description provided by DIB’s Sustainable</p>	<p>✓</p>

⁸ DIB confirmed to have disclosed the entire portfolio of assets (although not beyond the lookback period). The portfolio is greater than the issuance volumes, so a 13% portion of the portfolio total assets remains unallocated. This portion is currently funded through non ESG labeled instruments, although could in the future potentially be refinanced by an ESG labeled transaction if the assets are still eligible at that point in time.

	<p>Finance Framework. The report is in line with the initial commitments set in DIB’s Sustainable Finance Framework.</p> <p>The sections “Allocation reporting” and “Impact Reporting” of the Sustainable Finance Report comply with the pre-issuance commitment expressed in the Framework. The report is intended to be publicly available on the Issuer’s website.⁹</p> <p>Further analysis of this section is available in Part III of this report.</p>	
<p>5. Verification</p>	<p>ISS-Corporate has provided a Second Party Opinion (SPO) on DIB’s Sustainable Finance Framework.</p>	

⁹ DIB’s Investor relations: <https://www.dib.ae/about-us/investor-relations>

PART II: ASSESSMENT AGAINST ICMA'S HARMONISED FRAMEWORK FOR IMPACT REPORTING (HFIR) AND HARMONISED FRAMEWORK FOR IMPACT REPORTING FOR SOCIAL BONDS (HFIRSB)

FOR GREEN BONDS

Reporting is a core component of the Green Bond Principles and transparency is of particular value in communicating the expected and/or achieved impact of projects in the form of an annual reporting. Green bond Issuers are required to report on both the use of green bond proceeds, as well as the environmental impacts at least on an annual basis until full allocation or maturity of the bond. ICMA's Harmonized Framework for Impact Reporting (HFIR) has been chosen as a benchmark for this analysis as it represents the most widely adopted standard.

The table below evaluates DIB Sustainable Finance Report against ICMA's Harmonized Framework for Impact Reporting (HFIR).

CORE PRINCIPLES		
ICMA HFIR	SUSTAINABLE FINANCE REPORT	ASSESSMENT
Reporting on an annual basis	100% of the proceeds has been allocated, out of which 47% ¹⁰ (822.5 USD m ¹¹) were allocated to Green assets. The report will be available on DIB's website. ¹²	
	Sukuk (ISIN: ZM9734348 CORP, 1000 USD m) use of proceeds allocation reporting occurred within one year from the issuance.	✓
	For Sukuk (ISIN: ZN4974780 CORP, 750 USD m), use of proceeds allocation reporting occurred after one year and two months.	○

¹⁰ The Issuer has confirmed that the same ratio of green (47%) and social (53%) financing described for DIB's portfolio is applied for each of the sukuk issuances.

¹¹ The value is confirmed by the Issuer and reflects 47% of the total amount issued under the sukuk.

¹² DIB's Sustainable Finance report will be available here: <https://www.dib.ae/about-us/investor-relations>

<p>Illustrating the environmental impacts or outcomes</p>	<p>The assessment and measurement of the impacts generated by DIB Sustainable Sukuk(s) linked with the green activities covered the following areas:</p> <p>Renewable Energy:</p> <ul style="list-style-type: none"> ▪ Capacity of renewable energy plant(s) constructed or rehabilitated in MW ▪ Annual renewable energy in MWh ▪ Annual GHG emissions reduced/avoided in tonnes of CO₂ equivalent <p>Energy Efficiency:</p> <ul style="list-style-type: none"> ▪ Annual energy savings in MWh ▪ Annual avoided emissions in tonnes of CO₂ equivalent <p>Clean Transportation:</p> <ul style="list-style-type: none"> ▪ Number and type of clean transportation infrastructure financed ▪ Annual GHG emissions reduced/avoided in tonnes of CO₂ equivalent <p>Green Buildings:</p> <ul style="list-style-type: none"> ▪ Type of Scheme, certification level ▪ Attributed annual energy savings in MWh ▪ Annual avoided emissions in tonnes of CO₂ equivalent 	<p>✓</p>
<p>ESG Risk Management</p>	<p>DIB’s project categories were reviewed as per the two tier ESG roadmap. The Issuer has respected its ESG risk management process in line with its framework.</p>	<p>✓</p>
<p>Allocation of proceeds - Transparency on the currency</p>	<p>DIB reported in UAE Dirham (AED) both when allocating and when reporting the proceeds linked with green projects financed under the sustainable sukus. The Issuer provided the</p>	<p>✓</p>

	exchange rate used for conversion to USD, along with the exchange amount in USD after computing the exchange rate between AED and USD for transparency. A total of 822.5 USD m of green projects are allocated.	
--	---	--

RECOMMENDATIONS		
ICMA HFIR	SUSTAINABLE FINANCE REPORT	ASSESSMENT
Define and disclose period and process for Project Evaluation and Selection	<p>47% of the proceeds have been allocated to green assets. The Issuer confirmed that no modification (removal or additional projects) of the portfolio is planned.</p> <p>The Issuer followed a transparent process for selection and evaluation of Eligible Green Projects. Projects financed and/or refinanced through the Sustainable Financing Instruments issued under the Sustainable Finance Framework were evaluated and selected based on compliance with the Eligibility Criteria as laid out in the Framework.</p>	✓
Disclose total amount of proceeds allocated to eligible disbursements	47% (822.5 USD m) of the total proceeds been raised through DIB’s Sustainable Sukuk has been allocated to Green assets.	✓
Formal internal process for the allocation of proceeds and to report on the allocation of proceeds	The Issuer followed a transparent process for the allocation of proceeds.	✓
Report at project or portfolio level	<p>The Sustainable Finance Report includes the total amount of proceeds allocated per eligible project category at portfolio level.</p> <p>The Issuer clearly identifies the impact of each eligible project category at portfolio level.</p>	✓
Describe the approach to impact reporting	The Issuer identifies the specific eligible project category and clearly defines, for each project category at portfolio level, the allocation amount and environmental impact.	✓

<p>Report the estimated lifetime results and/or project economic life (in years)</p>	<p>There is no reporting on the estimated lifetime impacts and project economic life in years.</p>	<p>-</p>
<p>Ex-post verification of specific projects</p>	<p>The Issuer currently did not have ex-post verifications for its projects.</p>	<p>-</p>
<p>Report on at least a limited number of sector specific core indicators</p>	<p>DIB reports on following indicators:</p> <p>Renewable Energy:</p> <ul style="list-style-type: none"> ▪ Capacity of renewable energy plant(s) constructed or rehabilitated in MW ▪ Annual renewable energy in MWh ▪ Annual GHG emissions reduced/avoided in tonnes of CO₂ equivalent <p>Energy Efficiency:</p> <ul style="list-style-type: none"> ▪ Annual energy savings in MWh ▪ Annual avoided emissions in tonnes of CO₂ equivalent <p>Clean Transportation:</p> <ul style="list-style-type: none"> ▪ Annual GHG emissions reduced/avoided in tonnes of CO₂ equivalent <p>Green Buildings:</p> <ul style="list-style-type: none"> ▪ Type of Scheme, certification level ▪ Attributed annual energy savings in MWh ▪ Annual avoided emissions in tonnes of CO₂ equivalent 	<p>✓</p>
<p>If there is no single commonly-used standard, Issuers may follow and disclose their own calculation methodologies</p>	<p>For those indicators where there is no single commonly used standard, the Issuer has elected reasonable and easy to quantify measurement units and methodologies. In places where helpful, the Issuer has added footnotes in its report further clarifying methodology.</p>	<p>✓</p>

Disclosure on the conversion approach (if applicable)	The Issuer elects to convert units reported for individual projects based on a standard conversion factor.	✓
Projects with partial eligibility	All financed projects are fully eligible.	✓
When the expected impacts of different project components may not be reported separately, Issuers may use (and disclose) the attribution approach	The impact of DIB's projects is reported separately per project category on an aggregated basis at portfolio level.	-

OPINION

DIB follows ICMA's Harmonized Framework for Impact Reporting (HFIR)'s core principles and key recommendations, with an exception as the Use of Proceeds allocation reporting for Sukuk (ISIN: ZN4974780 CORP) occurred after one year and two months. The Issuer provides transparency on the level of expected reporting as well as on the frequency, scope and duration, aligned with best practices. The Issuer has disclosed amount of proceeds allocated, sector specific core indicators and calculation methodology in line with the recommendations of the HFIR.

FOR SOCIAL BONDS

Reporting is a core component of the SBP and transparency is of particular value in communicating the expected and/or achieved impact of projects in the form of an annual reporting. Social bond Issuers are required to report on both the use of social bond proceeds, as well as the social impacts at least on an annual basis until full allocation. ICMA's Harmonized Framework for Impact Reporting for Social Bonds (HFIRSB) has been chosen as benchmark for this analysis as it represents the most widely adopted standard.

The table below evaluates DIB Sustainable Finance Report against ICMA's Harmonized Framework for Impact Reporting for Social Bonds (HFIRSB)

CORE PRINCIPLES		
ICMA HFIRSB	SUSTAINABLE FINANCE REPORT	ASSESSMENT
Reporting on an annual basis	100% of the proceeds has been allocated, out of which 53% ¹³ (927.5 USD m ¹⁴) were allocated to social assets. The report will be available on DIB's website. ¹⁵	
	Sukuk (ISIN: ZM9734348 CORP, 1000 USD m) use of proceeds allocation reporting occurred within one year from the issuance.	✓
	For Sukuk (ISIN: ZN4974780 CORP, 750 USD m), use of proceeds allocation reporting occurred after one year and two months.	○
Formal internal process to track proceeds	DIB confirms project selection and management of proceeds to be in line with the criteria set forth in the underlying Framework.	✓
Allocation of the proceeds to social project categories	In accordance with the criteria established within the Framework, in compliance with the Social Bond Principles issued by the ICMA, DIB has allocated the net proceeds of the sukuk issued under this Framework to existing eligible assets within the following categories:	✓

¹³ The Issuer has confirmed that the same ratio of green (47%) and social (53%) financing described for DIB's portfolio is applied for each of the sukuk issuances.

¹⁴ The value is confirmed by the Issuer and reflects 53% of the total amount issued under the sukuk.

¹⁵ DIB's Sustainable Finance report will be available here: <https://www.dib.ae/about-us/investor-relations>

	<ul style="list-style-type: none"> ▪ Employment Generation ▪ Affordable Housing ▪ Access to Essential Services 	
Target Population(s) identified	<p>Where applicable the Issuer defined targeted populations for the respective project categories:</p> <ul style="list-style-type: none"> ▪ Employment Generation: SMEs, women-owned businesses, SMEs whose economic activities have been affected by pandemics and natural disasters ▪ Affordable Housing: Populations meeting the criteria for government-supported affordable housing mortgage financing schemes ▪ Access to Essential Services: The general population, including populations that lack quality access to essential healthcare and education services <p>The Issuer refers to definitions and thresholds for targeted populations in its framework.</p>	✓
Output, outcome and/or impact of projects at project or portfolio level	<p>The Issuer referred to existing indicator lists and catalogs from the Annex III of the HFIRSB.</p> <p>A detailed analysis of impact indicators is available in Part III of this report.</p>	✓
Illustrating of the social impacts	<p>The assessment and measurement of the impacts generated by DIB Social sukuks covered the following areas:</p> <ul style="list-style-type: none"> ▪ Employment generation: Number and amount of financing to SMEs 	✓

	<ul style="list-style-type: none"> Affordable housing: Number of individuals and families benefiting from subsidized housing Access to Essential Services: Number of firefighting equipment¹⁶ 	
Pro-rated share of the overall impact results of the projects or portfolio of projects	The Issuer has confirmed that pro-rated share disclosure is not applicable, since the impact metrics disclosed result exclusively from DIB financing. The Issuer has also confirmed that the impact linked with the issuance of the sukuks will correspond to 87% of the social impacts reported at portfolio level for the social categories.	-

RECOMMENDATIONS

ICMA HFIRSB	SUSTAINABLE FINANCE REPORT	ASSESSMENT
Disclose the methodology and the assumptions used for the calculation of impact indicators	The Issuer reports on actual absolute output indicators and quantitative impact indicators.	✓
When the expected impacts of different project components may not be reported separately, Issuers may use (and disclose) the attribution approach	DIB's Impact report illustrates the expected social impact on a project category level at portfolio level	✓
Disclose the methodology used to determine the share of eligible project financing being applied to impact calculation	The Issuer does disclose the pro-rated share and therefore the methodology was also not disclosed.	-
Collaborating with experts if reporting on the estimated lifetime impacts and/or project economic life in years	There is no reporting available on the estimated lifetime impacts and project economic life in years.	-

¹⁶ According to the issuer the number of firefighting equipment produced were unable to be ascertained due to data limitations and lack of accuracy of production numbers.

Assumptions and ex-post verification	The Issuer reports on actuals not using assumptions or projection estimates.	-
Report Period	53% (927.5 USD m) of proceeds has been allocated to Social Assets. No modification (removal or additional projects) of the portfolio is planned.	✓
Disbursement reporting	The proceeds from the sustainable sukuk linked with social activities were used to finance projects in the Employment generation, Affordable Housing and Access to Essential Services categories. The Issuer reports on the amounts allocated by August 2023 at portfolio level.	✓
Projects with partial eligibility	All projects are 100% eligible for financing.	✓

OPINION

DIB follows ICMA's Harmonized Framework for Impact Reporting for Social Bonds' core principles and key recommendations, with an exception as the Use of Proceeds allocation reporting for Sukuk (ISIN: ZN4974780 CORP) occurred after one year and two months. The Issuer provides transparency on the level of expected reporting as well as on the frequency, scope and duration, aligned with best market practices. DIB illustrates the social impacts transparently and has a formal internal process in place to track the proceeds ensuring the allocation to eligible project categories. Furthermore, The Issuer has disclosed the amount of proceeds allocated, target population and social impact in line with the recommendations of the HFIRSB.

PART III: DISCLOSURE OF PROCEEDS ALLOCATION AND SOUNDNESS OF THE IMPACT REPORTING INDICATORS

Use of Proceeds Allocation

Use of Proceeds allocation reporting is key to put the impacts into perspective with the number of investments allocated to the respective Use of Proceeds' categories.

The Use of Proceeds allocation reporting occurred within one year from the issuance for Sukuk (ISIN: ZM9734348 CORP) and after one year and two months for Sukuk (ISIN: ZN4974780 CORP), of the 1750 (USD m) issued under the two sukuk, after full allocation of the proceeds by the end of August 2023.

Proceeds allocated to eligible projects/assets

The proceeds' allocation is broken down at the project category level for the entirety of DIB portfolio of eligible assets (the two sukuk issued represent 87% of the portfolio). The Issuer has provided details about the type of projects included in the portfolio. It provides the percentage allocated to the different project categories and some examples of projects funded under each of the categories.

The allocation report section of the Sustainable Finance Report of DIB aligns with best-market practices by providing information on:

- The total amount of proceeds in million USD allocated per project category level at portfolio level
- The percentage of green and social assets at portfolio level ¹⁷

The number of projects (re-)financed at the portfolio level and case studies of eligible projects are also available within DIB's Sustainable Finance Report.

¹⁷ The Issuer has confirmed that the same ratio of green (47%) and social (53%) is applied for each of the sukuk issuances.

Impact Reporting Indicators

The table below presents an independent assessment of the Issuer's report and disclosure on the output, outcome, and/or impact of projects/assets using impact indicators.

ELEMENT	ASSESSMENT
Relevance	<p>The impact indicators chosen by the Issuer for these sukuk are the following:</p> <p>Renewable Energy</p> <ul style="list-style-type: none"> ▪ Capacity of renewable energy plant(s) constructed or rehabilitated in MWe ▪ Attributed annual renewable energy generation in MWh ▪ Attributed annual GHG emissions avoided in tonnes of CO₂ equivalent <p>Energy Efficiency</p> <ul style="list-style-type: none"> ▪ Attributed annual energy savings in MWh ▪ Attributed annual avoided emissions in tonnes of CO₂ equivalent <p>Clean Transportation</p> <ul style="list-style-type: none"> ▪ Number and type of clean transportation infrastructure financed ▪ Attributed annual GHG emissions reduced/avoided in tonnes of CO₂ equivalent <p>Green Buildings</p> <ul style="list-style-type: none"> ▪ Type of scheme, certification level ▪ Attributed annual energy savings in MWh ▪ Attributed annual avoided emissions in tonnes of CO₂ equivalent <p>Employment Generation</p> <ul style="list-style-type: none"> ▪ Number and amount of financing to SMEs <p>Affordable Housing</p> <ul style="list-style-type: none"> ▪ Number housing units constructed/financed









	<ul style="list-style-type: none"> ▪ Number of individuals and families benefiting from subsidized housing <p>Access to Essential Services</p> <ul style="list-style-type: none"> ▪ Number of firefighting equipment produced ¹⁸ <p>These indicators are quantitative and material to the Use of Proceeds categories financed through these sukuk and in line with the Suggested Impact Reporting metrics for the ICMA Harmonized Framework for Impact Report for Environmental and Social Bonds. This aligns with best market practices.</p>
<p>Data sourcing and methodologies of quantitative assessment</p>	<p>For its impact indicator(s), the Issuer self-calculated the impact metrics achieved through allocation to social categories. For green impact metrics, DIB engaged the Carbon Trust to calculate the estimated impact. DIB has provided the calculation methodology for applicable indicators.</p>
<p>Baseline selection</p>	<p>Some of the reporting indicators have been benchmarked against a specific baseline. For instance, calculation of emissions avoided through renewable energy assets is based on a baseline of energy generation multiplied with the relevant country grid operating margin carbon intensity. District cooling systems usage impact on emissions avoided used as a baseline, the energy consumption required to produce the equivalent amount of refrigeration for a conventional air conditioning unit multiplied against the consolidated country-specific grid emission factor. For avoided emissions linked with usage of EV vehicles, the baseline comparison is the equivalent distance travelled but through an internal combustion engine, while for calculating avoid emissions linked with green buildings the identified baseline is the annual carbon emissions of the average property type for the equivalent floor area, in the relevant geography. Other impact indicators are actual measurements.</p>
<p>Scale and granularity</p>	<p>The impact data is presented at the Use of Proceed category level for the indicators at portfolio level. ¹⁹</p>

¹⁸ According to the issuer the number of firefighting equipment produced were unable to be ascertained due to data limitations and lack of accuracy of production numbers.




¹⁹ The Issuer has confirmed that the impact linked with the issuance of the sukuks will correspond to 87% of the impacts reported for the portfolio.

High-level mapping of the impact indicators with the UN Sustainable Development Goals

Based on the project categories financed and refinanced by the sukuks as disclosed in the Issuer’s Sustainable Finance Report, the impact indicators adopted by DIB for its Sustainable Sukuk can be mapped to the following SDGs, according to the ICMA “A High -Level Mapping to the Sustainable Development Goals”²⁰.

IMPACT INDICATORS	SUSTAINABLE DEVELOPMENT GOALS
<p>Renewable Energy</p> <ul style="list-style-type: none"> Capacity of renewable energy plant(s) constructed or rehabilitated in MWe Attributed annual renewable energy generation in MWh Attributed annual GHG emissions avoided in tonnes of CO₂ equivalent 	 
<p>Energy Efficiency</p> <ul style="list-style-type: none"> Attributed annual energy savings in MWh Attributed annual avoided emissions in tonnes of CO₂ equivalent 	 
<p>Clean Transportation</p> <ul style="list-style-type: none"> Number and type of clean transportation infrastructure financed Attributed annual GHG emissions reduced/avoided in tonnes of CO₂ equivalent 	 
<p>Green Buildings</p> <ul style="list-style-type: none"> Type of scheme, certification level Attributed annual energy savings in MWh Attributed annual avoided emissions in tonnes of CO₂ equivalent 	 

²⁰ [ICMA's Mapping-SDGs-to-Green-Social-and-Sustainability-Bonds](#)

<p>Employment Generation</p> <ul style="list-style-type: none"> Number and amount of financing to SMEs 	
<p>Affordable Housing</p> <ul style="list-style-type: none"> Number housing units constructed/financed Number of individuals and families benefiting from subsidized housing 	
<p>Access to Essential Services</p> <ul style="list-style-type: none"> Number of firefighting equipment produced ²¹ 	

OPINION

The allocation of the sukuks' proceeds has been disclosed, with a detailed breakdown across different eligible project categories at portfolio level as proposed in the Framework and the Sustainable Finance Report has adopted an appropriate methodology to report the impact generated by providing comprehensive disclosure on data sourcing, calculations methodologies and granularity reflecting best market practices. Besides, the impact indicators used align with best market practices using ICMA's recommended metrics, either in the HFIR or the HFIRSB. Disclosure of impacts linked with the Access to Essential Services project category were not provided by the issuer due to data limitations and lack of accuracy of production numbers.

²¹ According to the issuer the number of firefighting equipment produced were unable to be ascertained due to data limitations and lack of accuracy of production numbers.

DISCLAIMER

1. Validity of the External Review ("External Review"): As long as no changes are undertaken by the Issuer to its Sustainable Finance Report as of December 28, 2023.
2. ISS-Corporate, a wholly-owned subsidiary of Institutional Shareholder Services Inc. ("ISS"), sells, prepares, and issues External Reviews, on the basis of ISS-Corporate's proprietary methodology. In doing so, ISS-Corporate adheres to standardized procedures designed to ensure consistent quality.
3. External Reviews are based on data provided by the party to whom the External Review is provided ("Recipient"). ISS-Corporate does not warrant that the information presented in this External Review is complete, accurate or up to date. ISS-Corporate will not have any liability in connection with the use of these External Reviews, or any information provided therein.
4. Statements of opinion and value judgments given by ISS-Corporate are not investment recommendations and do not in any way constitute a recommendation for the purchase or sale of any financial instrument or asset. In particular, the External Review is not an assessment of the economic profitability and creditworthiness of a financial instrument, but refers exclusively to the social and environmental criteria mentioned above. Statements of opinion and other judgments given by ISS-Corporate are based on the information provided by the Recipient during the preparation of the External Review and may change in the future, depending on the development of market benchmarks, even if ISS-Corporate is requested by the Recipient to provide another External Review on the same scope of work.
5. This External Review, certain images, text, and graphics contained therein, and the layout and company logo of ISS-Corporate, are the property of ISS-Corporate (or its licensors) and are protected under copyright and trademark law. Any use of such ISS-Corporate property requires the express prior written consent of ISS-Corporate. The use shall be deemed to refer in particular to the copying or duplication of the External Review wholly or in part, the distribution of the External Review, either free of charge or against payment, or the exploitation of this External Review in any other conceivable manner.

The Recipient that commissioned this report may have purchased self-assessment tools and publications from ISS-Corporate or ISS-Corporate may have provided advisory or analytical services to the Recipient. If you are an institutional client of ISS, you may inquire about any Recipient's use of products and services from ISS-Corporate by emailing disclosure@issgovernance.com.

This report has not been submitted to, nor received approval from, the United States Securities and Exchange Commission or any other regulatory body. While ISS-Corporate exercised due care in compiling this report, it makes no warranty, express or implied, regarding the accuracy, completeness or usefulness of this information and assumes no liability with respect to the consequences of relying on this information for investment or other purposes. In particular, the research and scores provided are not intended to constitute an offer, solicitation or advice to buy or sell securities nor are they intended to solicit votes or proxies.

The parent company of Institutional Shareholder Services ("ISS"), ISS HoldCo Inc., has since February 2021 been principally owned by Deutsche Börse AG ("DB") with the remainder

owned by Genstar Capital (“Genstar”) and ISS management. In April 2023, DB announced its intention to combine ISS with Qontigo,

another entity controlled by DB, with General Atlantic to become the sole minority shareholder of the combined entity. The combination is expected to be completed in the third quarter of 2023. In July 2023, the stakes of Genstar and ISS management in ISS HoldCo Inc. were acquired by DB. The non-interference and similar policies implemented by ISS related to Genstar are no longer applicable and disclosures regarding Genstar and ISS management’s ownership of ISS are withdrawn.

© 2024 | Institutional Shareholder Services Inc. and/or its affiliates

ANNEX 1: Methodology

Review of the post-issuance Reports

The ISS-Corporate Report Review provides an assessment of labelled transactions reporting against international standards using ISS-Corporate proprietary methodology. For more information, please visit: <https://www.issgovernance.com/file/publications/SPO-Report-Reviews.pdf>

High-level mapping to the SDG

The 17 Sustainable Development Goals (SDGs) were endorsed in September 2015 by the United Nations and provide a benchmark for key opportunities and challenges toward a more sustainable future. Using a proprietary method based on ICMA's Green, Social and Sustainability Bonds: A High-Level Mapping to the Sustainable Development Goals, the extent to which Issuers reporting and project categories contribute to related SDGs is identified.

ANNEX 2: Quality management processes

ISSUER'S RESPONSIBILITY

Issuer's responsibility was to provide information and documentation on:

- Sustainable Finance Report
- Sustainable Finance Framework
- Proceeds Allocation
- Reporting Impact Indicators
- Methodologies, and assumptions for data gathering and calculation
- ESG Risk Management

ISS-CORPORATE'S VERIFICATION PROCESS

Since 2014, ISS Group, of which ISS-Corporate is part, has built up a reputation as a highly-reputed thought leader in the green and social bond market and has become one of the first CBI approved verifiers.

This independent Report Review has been conducted by following the ICMA Guidelines for Green, Social, Sustainability and Sustainability-Linked Bonds External Reviews, and its methodology, considering, when relevant, the ISAE 3000 (Revised), Assurance Engagements Other than Audits or Reviews of Historical Financial Information.

The engagement with DIB took place from December 2023 to January 2024.

ISS-CORPORATE'S BUSINESS PRACTICES

ISS-Corporate has conducted this verification in strict compliance with the ISS Group Code of Ethics, which lays out detailed requirements in integrity, transparency, professional competence and due care, professional behavior and objectivity for the ISS business and team members. It is designed to ensure that the verification is conducted independently and without any conflicts of interest with other parts of the ISS Group.

About this Report Review

Companies turn to ISS-Corporate for expertise in designing and managing governance, compensation, sustainability and cyber risk programs that align with company goals, reduce risk, and manage the needs of a diverse shareholder base by delivering best-in-class data, tools, and advisory services.

We assess alignment with external principles (e.g. the ICMA Green Bond Principles, Social Bond Principles and Sustainable Bond Guidelines), analyze the sustainability quality of the assets and review the sustainability performance of the Issuer themselves. Following these three steps, we draw up an independent Report Review so that investors are as well informed as possible about the quality of the bond/loan from a sustainability perspective.

Learn more: <https://www.isscorporatesolutions.com/solutions/esg-solutions/green-bond-services/>

For information on Report Review services, contact: SPOsales@isscorporatesolutions.com

Project team

Project lead

João Ferreira
Associate
Sustainable Finance Research

Project support

Poorvi Vedak
Associate Vice President
Sustainable Finance Research

Project support

Snehal Tiwari
Analyst
Sustainable Finance Research

Project support

Kushum Mehra
Junior Analyst
Sustainable Finance Research

Project supervision

Marie-Bénédicte Beaudoin
Associate Director
Head of Sustainable Finance Research